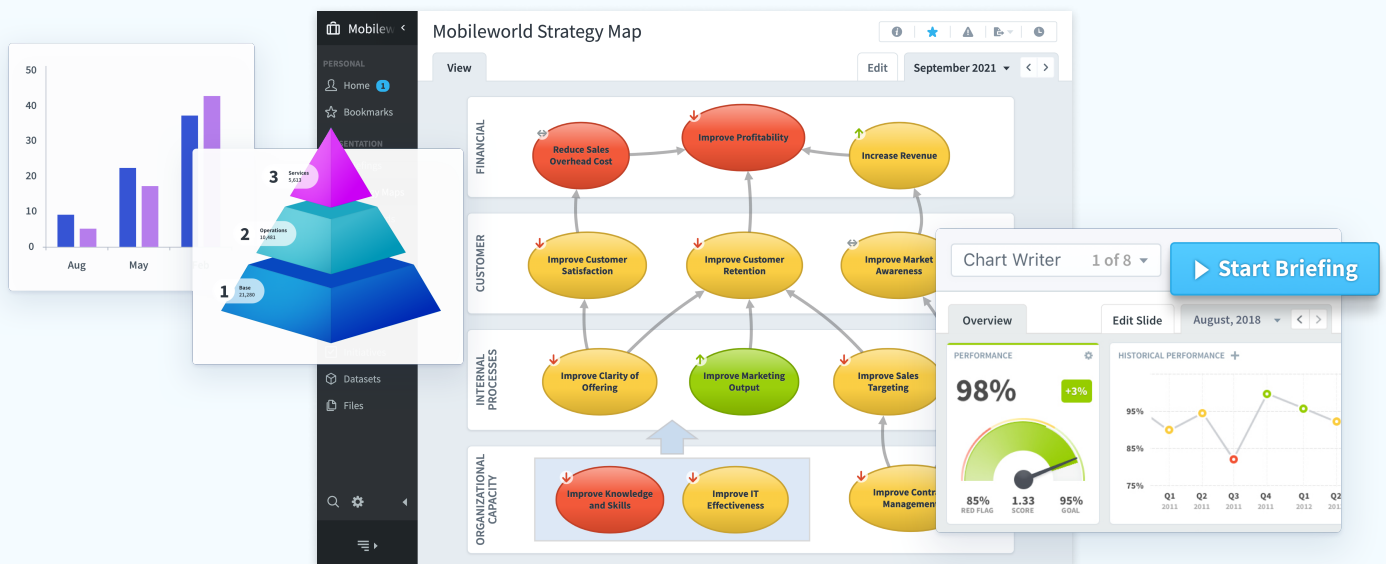




Achieve Your Strategy.

The world continues to experience unprecedented change. You need to quickly adapt by focusing both employees and initiatives on achieving strategic outcomes. Spider Impact® helps you succeed, regardless of how frequently or dramatically market conditions change.



Strategy Execution

Get employees aligned & focused on achieving optimal business results

Strategic Initiatives

Invest in initiatives that drive business performance; end ones that don't

Meetings Reinvented

Explore strategic performance & determine key actions in real-time

Business Intelligence

Use operational business intelligence as a foundation for strategy

Data Governance & Security

Deliver the right business information to the right people at the right time

Table of Contents

Introducing Spider Impact 5.5	3
Strategy Execution	4
Strategic Initiatives	5
Meetings Reinvented	6
Business Intelligence	7
Data Governance & Security	8
Additional Features & Benefits	9

Introducing Spider Impact 5.5

Adapt & Execute Strategy in the Midst of Constant Change

Spider Impact simplifies strategy planning, execution, and management to help you continuously improve your business performance amidst erratic market conditions.



Get Employees Focused on Driving Performance

Things improve when everyone in your organization can see your big-picture strategy and how it relates to them. Empower each employee to continuously drive your performance.



Are Your Initiatives Actually Working?

Spider Impact predicts whether your initiatives will finish on time and under budget. More importantly, it tells you if they're actually affecting your performance measures.



A Better Way to Run a Meeting

Spider Impact briefings focus your team on your latest data. Step through your slides, drill down to answer questions, then quickly resume where you left off. Meeting preparation is a snap, completely eliminating tedious slide-building work.



Strategy Fueled by Business Intelligence

Once you've defined your strategic plan, stay on track with detailed analyses for better decision-making. Spider Impact datasets provide operational business intelligence to underpin your strategy.



Personalized Content & Data Access

Spider Impact delivers the right information to the right people at the right time with state-of-the-art data governance and security.

For detailed product information, use cases, success stories, articles, webinars, and more, visit www.spiderstrategies.com. Have questions? Ready for your free trial? Contact us at sales@spiderstrategies.com to get started today.

Get Employees Focused on Driving Performance

Things improve when everyone in your organization can see your big-picture strategy and how it relates to them. Empower each employee to continuously drive your performance.



Strategy is everyone's job

Spider Impact cascades your strategy to everyone in your organization, so employees see how their roles contribute toward big-picture goals.



Track performance at every level

Spider Impact lets you create scorecards for individual employees, teams, departments, or geographies. Easily roll-up data from lower-level scorecards to see organization-level performance.



Methodology agnostic

Spider Impact is the leading balanced scorecard software, but also works great for just tracking KPIs, earned value management, and more.



Build ownership and accountability

Spider Impact allows you to assign KPIs and strategic objectives to individual people, so it's clear to your employees what they're responsible for.

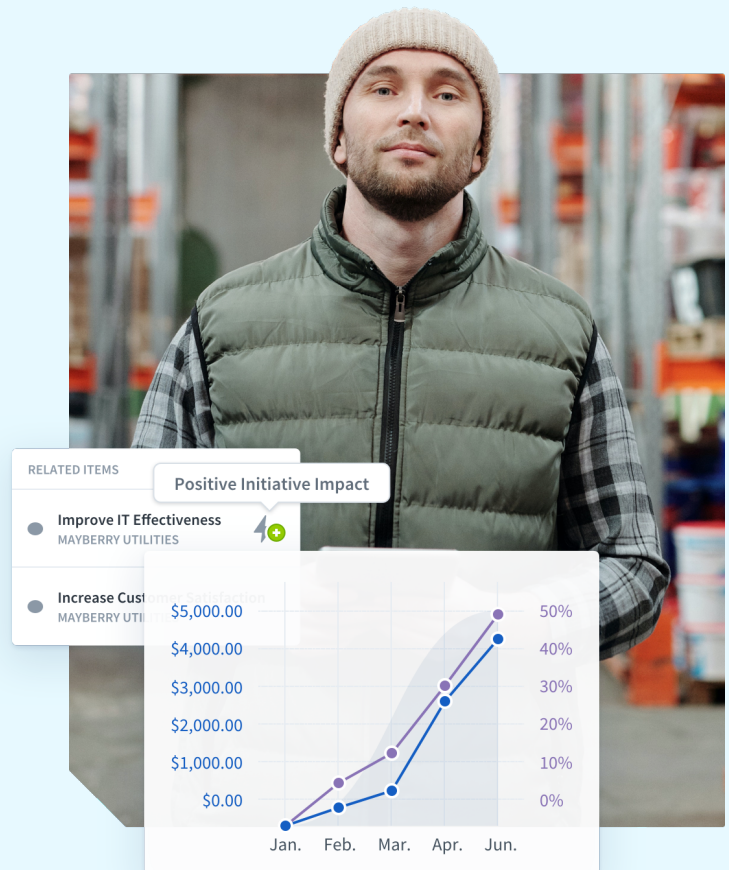


Improve communication across your organization

Spider Impact lets you leave comments directly in your scorecard to explain what went right or wrong, and all communication is saved with your performance data for use on dashboards and reports.

Are Your Initiatives Actually Working?

Spider Impact predicts whether your initiatives will finish on time and under budget. More importantly, it tells you if they're actually affecting your performance measures.



Create initiatives to solve problems

Spider Impact alerts you when your strategic objectives and KPIs take a turn for the worse, and that's when you put an initiative in place to solve the problem.



Predict initiative cost and schedule

Spider Impact uses Earned Value Management (EVM) to predict whether an initiative will finish on time and under budget.



Complete the cycle

Spider Impact allows you to create calculated KPIs based on initiative data like percent complete, budget spent, projected days early/late, and projected total money spent.



Cancel initiatives that aren't working

Spider Impact tells you whether your initiatives are actually affecting your business performance, providing the insight you need to cut underperforming projects.



A picture is worth a thousand reports

Data visualization makes everything clearer. Spider Impact charts and dashboards can show an initiative's progress along with the performance measure it's supposed to affect.

A Better Way to Run a Meeting

Spider Impact briefings focus your team on your latest data. Step through your slides, drill down to answer questions, then quickly resume where you left off. Meeting preparation is a snap, completely eliminating tedious slide-building work.



Accelerate executive meeting prep

Rather than spending countless hours preparing for each meeting, quickly assemble slides directly in Spider Impact with Briefings. Use the same briefing every month with zero additional preparation.



Tailor content for the right audience

Spider Impact makes it easy to create briefings for board members, executive leadership, department reviews, team meetings, and employee performance reviews.



Automate board report distribution

Spider Impact lets you export briefings in familiar formats like PowerPoint and PDF. You can even schedule export emails to be automatically sent to stakeholders.



Answer questions in real-time

Spider Impact lets you drill down into data with a click to answer questions in the moment, track the performance of related projects, or create new initiatives on the fly.



Keep critical information at your fingertips

Spider Impact provides easy access to all related files and web links during your meetings, so you never have to search across other systems.

Strategy Fueled by Business Intelligence

Once you've defined your strategic plan, stay on track with detailed analyses for better decision-making. Spider Impact datasets provide operational business intelligence to underpin your strategy.



Visualize your data

Spider Impact lets you visualize every type of data, from high-level strategy to low-level operational data. Charts, maps, gauges, and infographics help you better understand your performance and support decision-making.



Share detailed reports

Spider Impact has a full-featured report writer that puts sorting, grouping, aggregating, and formatting controls at your fingertips. Export to popular formats like Excel or PDF.



Explore and answer

With Spider Impact you can explore your data with ad hoc analysis to quickly answer questions. Select the fields that you're interested in, and Spider Impact will break down your datasets into aggregated totals.



Build interactive dashboards

Spider Impact lets you create dashboards from your fine-grained datasets, making your data come to life. Filter, sort, and explore in real-time. Identify trends, and forecast future performance.

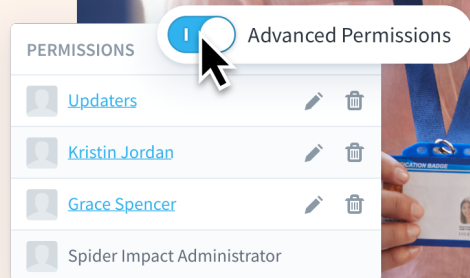


Create data-driven KPIs

When you track low-level data in Spider Impact Datasets, you can create scored KPIs in a few clicks. You'll have KPIs with goals and scores that power your strategy, and you'll have the ability to drill down to underlying data for BI analytics.

Personalized Content & Data Access

Spider Impact delivers the right information to the right people at the right time with state-of-the-art data governance and security.



Manage your KPI data approval process

Spider Impact includes workflow options to control the approval of KPI data each reporting cycle, so managers can approve data before performance scoring is completed and prior to information being distributed to stakeholders.



Deliver customized data

With Spider Impact, you can share dashboards and reports without worrying about leaking sensitive data or maintaining multiple versions. Every employee sees different data based on their advanced dataset permissions.



Audit data permissions

Spider Impact's advanced dataset permissions give you precise control of data access, with specific permission filters assigned to individual users and groups.



Control data access

Spider Impact allows you to quickly give users and groups permissions to see entire areas of your organization. Optional fine-grained controls are available to ensure that only the right people have access to sensitive data.



Be the first to know

Spider Impact Alerts push important updates to you as they happen, so you're always in the know. For example, you can choose to be alerted when a specific KPI turns red, or when an important briefing is updated and published.

Other features & benefits



Flexible deployment options

Quick and easy-to-implement, Spider Impact is offered in multiple deployment models, whether you prefer a SaaS solution to completely take the burden off of your technical resources or you want to self-host. Now there are no obstacles in the way of driving better organizational performance.



Deliver immediate value

Spider Impact is a “Rapid Time to Value” solution. It can be up and running quickly and inexpensively for any organization. For organizations that have their scorecard and strategy ready to automate, the time to value is extremely accelerated. For organizations that are still working out strategic plans, Spider Impact can be used during the planning phase to help you define your strategy and scorecard faster.



Anytime, anywhere accessibility

Spider Impact can be accessed for better decision-making anytime, anywhere. We support all digital devices, so you can access your performance metrics whether you're using your laptop or your mobile devices.



Data from anywhere

Spider Impact allows you to collect data from across your organization and visualize it all in one place. You can pull data from spreadsheets, databases, thousands of SaaS tools via Zapier, and even capture data directly via custom Forms.



Safe & secure in the cloud

If you decide to implement our hosted SaaS model, you can rest easy knowing your data is safe. We have processes and safeguards in place designed to protect the assets and data you entrust us with. We cover all of the details in our Data Center Security and Support Guide.



Services that suit you

We're committed to your success. In addition to free videos and webinars, we offer customized training and consulting services to maximize your ROI and meet your unique needs. Our team of experts are here to help with every phase of your implementation and growth. Whatever your requirements, we've got you covered.